


# PANO 3.25"

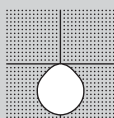
## WOODWORKS®

GRILLE TEGULAR  $\frac{9}{16}$  &  $\frac{15}{16}$  INTEGRATION



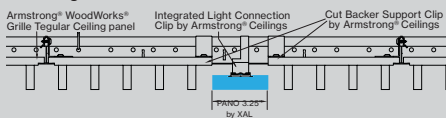
### PERFORMANCE

- Coordinates with Woodworks® Grille Tegular & integration ceiling panel
- Up to 122lm/W
- High performance opal cover
- Remote mountable LED driver
- Damp rated



### WoodWorks® Grille Tegular Ceiling Integration

Grille Tegular Panel



### REMOTE MOUNTING

Quick and easy electrical connection



[link to page](#)


### ARMSTRONG CEILING TYPES

WARM, AESTHETIC ROOMS

WT5 - WOODWORKS®  
GRILLE TEGULAR  $\frac{15}{16}$




WT5 - WOODWORKS®  
GRILLE TEGULAR-VERTICAL SLATS



WLS - WOODWORKS®  
GRILLE SOLID WOOD PANELS



WLV - WOODWORKS® GRILLE  
VENEERED PANELS



**5 YEAR**  
limited  
led warranty

### Catalog Number Example

PANO3-WT9-WH-PS-OP-27K-C80-UNV-010V-0450LF-ST-02FT

#### A RANGE

PANO 3.25" PANO3

#### H VOLTAGE

120V / 277V UNV

#### B CEILING TYPE

WoodWorks® Grille WT 9  
Tegular  $\frac{9}{16}$

WoodWorks® Grille WT 5  
Tegular  $\frac{15}{16}$

please contact your Armstrong® ceilings rep for the Integrated Light Connection Clip for the specified ceiling type

#### I DIMMING

0-10V 1% 0 1 0 V

#### J OUTPUT LM/FT

675lm/ft 100%  $\pm$  0 6 7 5 L F

#### K SHAPE / PATTERN

Linear / straight S T

#### C COLOR

Black B L

#### D POWER FEED LENGTH

4' standard integrated P S

#### L DIMENSIONS IN FT

2' fixture 0 2 F T

4' fixture 0 4 F T

fixture replaces full length of ceiling panel slats; please see table on next page and fixture length dimensions

#### E LENS

HP opal cover O P

#### F CCT

3000 K 3 0 K

3500 K 3 5 K

#### G CRI

CRI > 80 C 8 0

CRI > 90 C 9 0

**BASO**  
basolighting.com  
xalusa.com

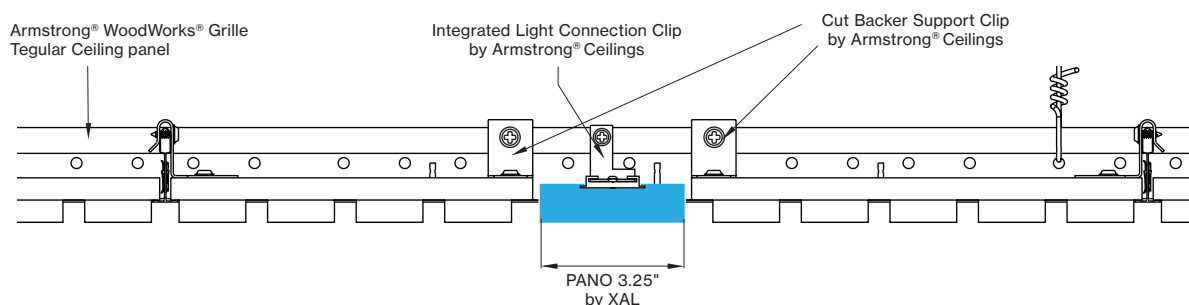
## Technical data

	SIZE TYPE	LED COLOR TEMPERATURE	INPUT WATTS	DELIVERED LM TOTAL	LIGHT DISTRIBUTION	DELIVERED LUMEN DIRECT	OPTICAL EFFICIENCY	LUMINAIRE EFFICACY
<b>PANO 3.25"</b> e LED	2' opal	40K	8 W	900 lm	100% down	900 lm	73%	116 lm/W
	4' opal		15.9 W	1800 lm		1800 lm		116 lm/W
e <sup>2</sup> LED	2' opal	40K	12.3 W	1350 lm	100% down	1350 lm	73%	111 lm/W
	4' opal		24.6 W	2700 lm		2700 lm		111 lm/W
e <sup>2+</sup> LED	2' opal	40K	16.4 W	1750 lm	100% down	1750 lm	73%	108 lm/W
	4' opal		32.7 W	3500 lm		3500 lm		108 lm/W

for 27 K, 30K or 35K multiply lm value by 0.96

## WoodWorks® Grille Tegular Ceiling Integration

(for more ceiling options, please see CEILING OPTIONS pages)



## Available lengths for ceiling types

CEILING TYPE	2 FT	4 FT	6 FT	8 FT
WoodWorks® Grille Tegular 9/16	23.375"	47.375"	n/a	n/a
WoodWorks® Grille Tegular 15/16	23"	47"	n/a	n/a
WoodWorks® Grille Classic	23"	47"	71"	95"
WoodWorks® Grille Forte	*23"	47"	71"	95"
WoodWorks® Linear Solid Wood panels	*23"	*47"	*71"	95"
WoodWorks® Linear Veneered panels	*23"	*47"	*71"	95.25"

\*Woodworks ceilings are not available in this length. Wood panels need to be cut in the field to fit this length.

## INTEGRATED LIGHT CONNECTION CLIP

Armstrong® Ceilings Integrated Light Connection Clip

visit [armstrongceilings.com/linearlighting](http://armstrongceilings.com/linearlighting)

please contact your Armstrong Ceilings rep

## WoodWorks® ceiling systems

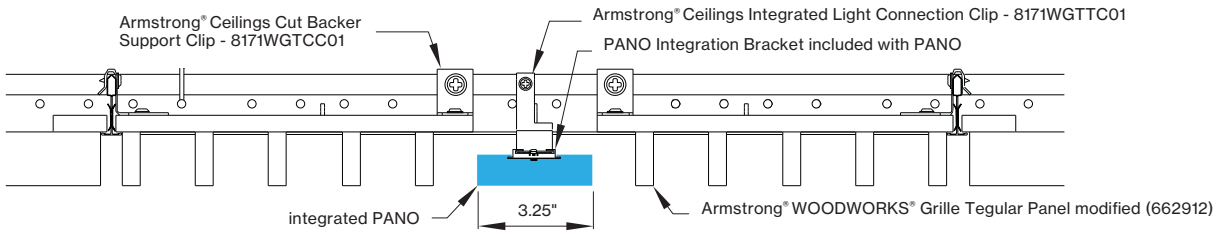
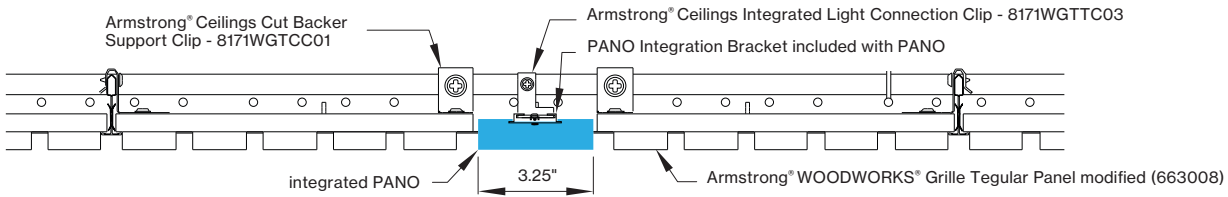
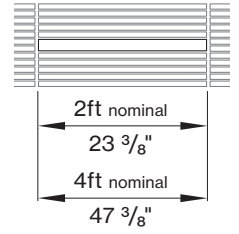
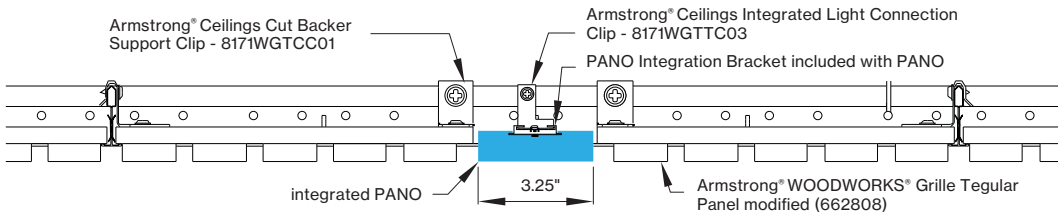
XAL PANO is only approved for Armstrong® WoodWorks Grille Tegular 9/16, WoodWorks Grille Tegular 15/16, WoodWorks Grille, WoodWorks Linear Solid Wood panels and WoodWorks Linear Veneered panels ceiling systems. Refer to [armstrongceilings.com](http://armstrongceilings.com) for installation instructions related to the ceiling products.

DIMENSIONS

**PANO 3.25"**

**WT9 - ARMSTRONG® WOODWORKS® GRILLE TEGULAR 9/16 PANELS**

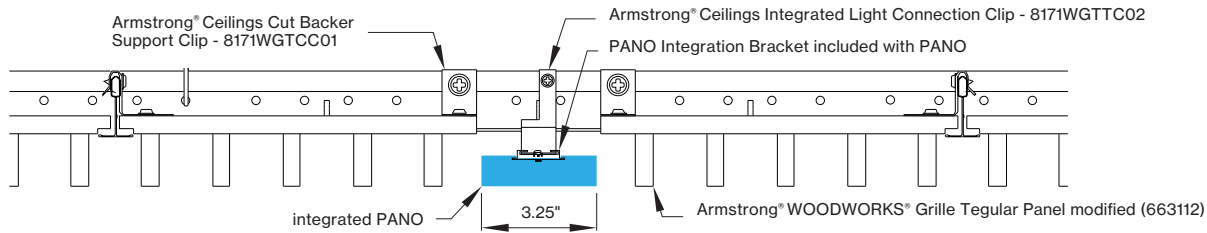
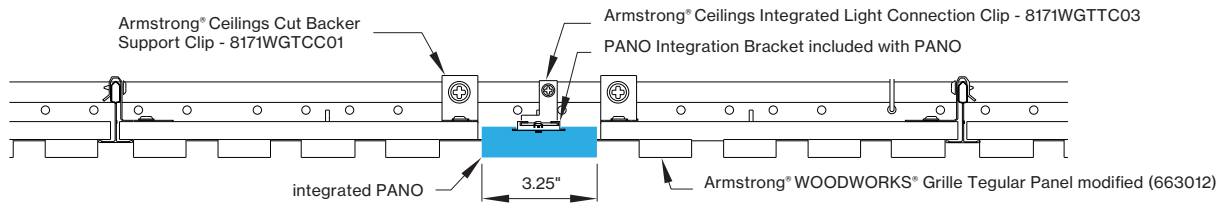
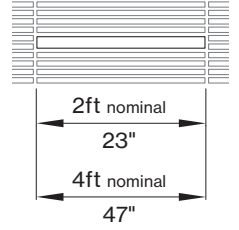
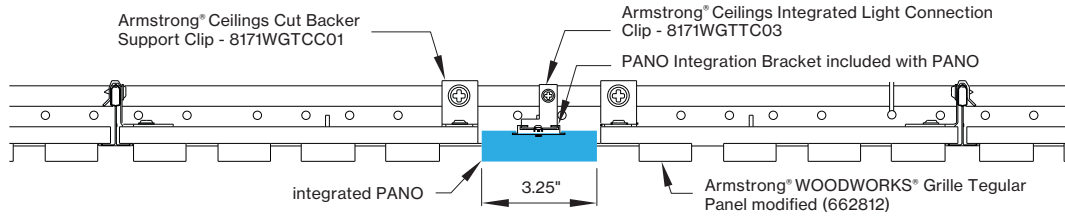
WT9 view from below



**PANO 3.25"**

**WT5 - ARMSTRONG® WOODWORKS® GRILLE TEGULAR 15/16 PANELS**

WT5 view from below



**PANO mounting instructions**

Get access to the PANO mounting instructions faster by scanning the QR code.



<https://www.xalusa.com/resources/cut-sheets/pano>